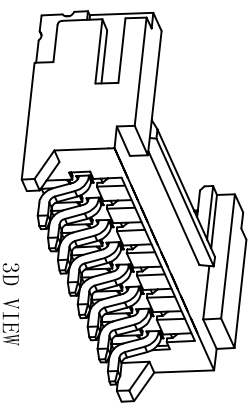
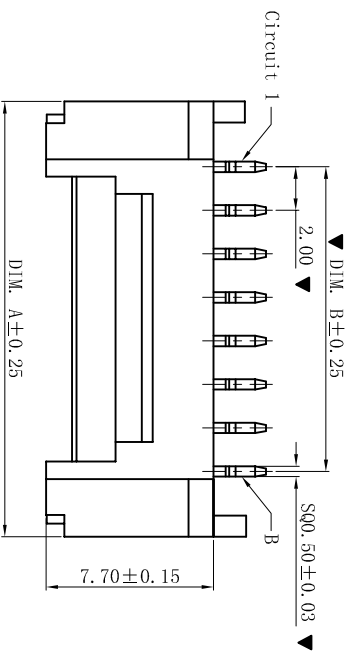
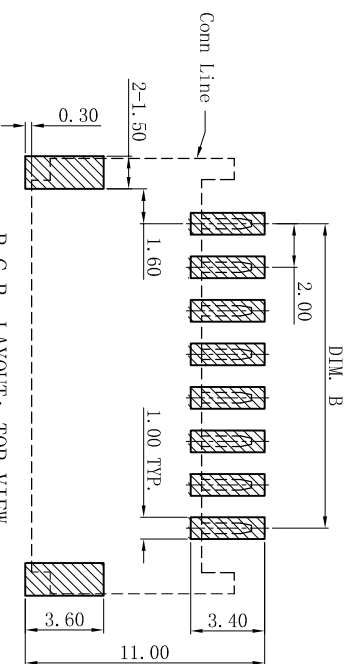
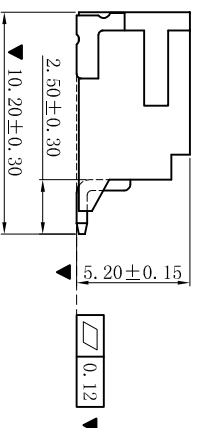
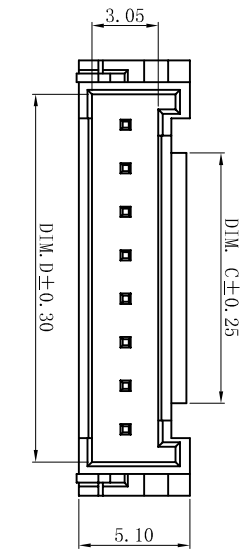


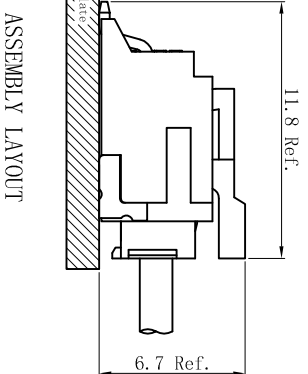
# RoHS



3D VIEW



P.C.B LAYOUT: TOP VIEW  
GENERAL TOLERANCE: ±0.05mm



ASSEMBLY LAYOUT

## SPECIFICATIONS

- Voltage rating: 250V AC, DC
- Current rating: 2A, AC, DC
- Withstanding Voltage: 1000V AC/minute
- Insulation resistance: 1000MΩ min
- Temperature range: -25° C~+105° C
- Contact resistance: 20mΩ max
- WAFER
  - Part No. : W2007SR-NP-JK
  - Poles : 02-16P
  - Wafer Material: LCP UL94V-0, COLOR: BEIGE
  - Pin Material: Brass
  - Solder Tab: Brass/Tin-Plated
  - Contact Area Plating: Tin-Plated
  - The Dimension Marked “▼” Must Be Recorded

Poles	Dimensions(mm)			
	DIM. A	DIM. B	DIM. C	DIM. D
02	8.00	2.00	2.50	4.90
03	10.00	4.00	2.50	6.90
04	12.00	6.00	3.50	8.90
05	14.00	8.00	5.50	10.90
06	16.00	10.00	7.50	12.90
07	18.00	12.00	9.50	14.90
08	20.00	14.00	11.50	16.90
09	22.00	16.00	13.50	18.90
10	24.00	18.00	15.50	20.90
11	26.00	20.00	15.50	22.90
12	28.00	22.00	15.50	24.75
13	30.00	24.00	15.50	26.90
14	32.00	26.00	15.50	28.90
15	34.00	28.00	15.50	30.90
16	36.00	30.00	15.50	32.90

**XYDZ® 东莞市祥运连接器有限公司**  
Dongguan XiangYun Connectors CO., Ltd

一般公差 GENERAL TOLERANCE:	0±0.30 .00±0.25 .000±0.05
ANGLE: ±1°	

投影法  
Projection

单位 Unit	MM
比例/Scale	1:1
大小/Size	A4
页码/Sheet	1/1
版本/Rev	B

品名 (PART NAME) YH 2.00mm SMT 90° Wafer  
Connector Series

料号 (PART NO) W2007SR-NP-JK

绘图/DR	PP: Duuu
审核/CHECK	陈雄军
批准/APPRO	胡进
日期/DATE	2019-06-03

更新图面	2019-06-03	PP: Duuu	承认
新版本	2018-10-12	PP: Duuu	APPRO.

说明 DESCRIPTION	更新图面
版次 REV.	新版本

1	2	3	4	5	6	7	8	9	10
---	---	---	---	---	---	---	---	---	----