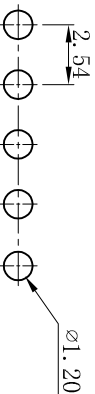
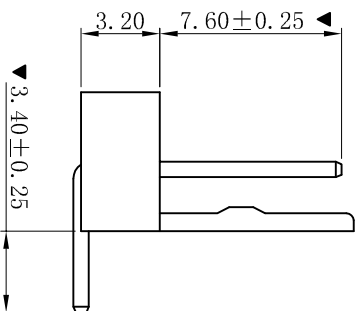
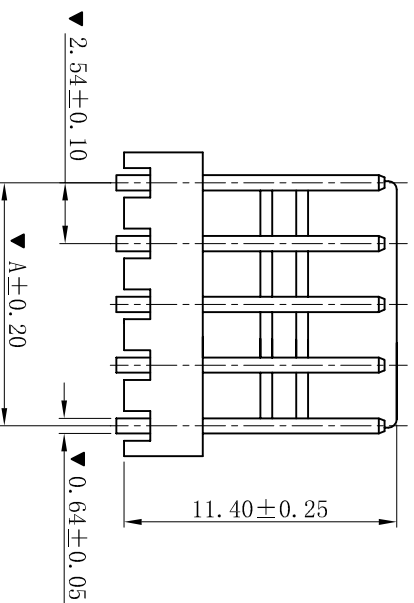
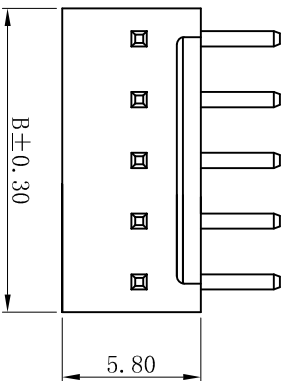


ROHS



P. C. B LAYOUT

- SPECIFICATIONS
- Voltage rating: 250V AC, DC
 - Current rating: 3A, AC, DC
 - Withstanding Voltage: 800V AC/minute
 - Insulation resistance: 1000M Ω min
 - Temperature range: -25 $^{\circ}$ C~+85 $^{\circ}$ C
 - Contact resistance: 20m Ω max

- WAFER
- Part No.: W2542R-NP
 - Poles : 02-20P
 - Housing Material: PA66 UL94V-0
 - Pin Material: Brass
 - Contact Area Plating: Tin-Plated
 - The Dimension Marked “▼” Must Be Recorded

Poles	Dimension (mm)	
	A	B
02	2.54	5.08
03	5.08	7.62
04	7.62	10.16
05	10.16	12.70
06	12.70	15.24
07	15.24	17.78
08	17.78	20.32
09	20.32	22.86
10	22.86	25.40
11	25.40	27.94
12	27.94	30.48
13	30.48	33.02
14	33.02	35.56
15	35.56	38.10
16	38.10	40.64
17	40.64	43.18
18	43.18	45.72
19	45.72	48.26
20	48.26	50.80

D	更新图面	2019-06-03	陈雄军
C	修订版本	2015-11-04	陈雄军
B	变更图宽格式内容	2013-12-27	陈雄军
A	新版本	2011-05-24	陈雄军
H	版次 REV.	说明 DESCRIPTION	日期 DATE
1	1	2	3
2	4	5	6
3	7	8	9
4	10		

一般公差 GENERAL TOLERANCE:	0±0.30 .0±0.25 .00±0.20 .000±0.05
绘图/DR	陈雄军
审核/CHECK	陈雄军
批准/APPRO	胡进
日期/DATE	2019-06-03

XYDZ® 东莞市祥运连接器有限公司
Dongguan Xiangyun Connectors CO., Ltd

投影法
Projection

单位 Unit: MM

比例/Scale: 1:1

大小/Size: A4

页码/Sheet: 1/1

版本/Rev: D

品名 (PART NAME): 2510 2.54mm 90° Wafer Connector Series

料号 (PART NO): W2542R-NP

状态码: C