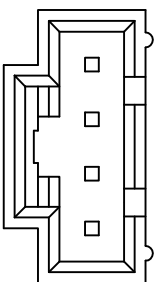
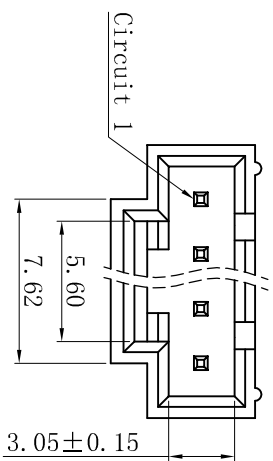
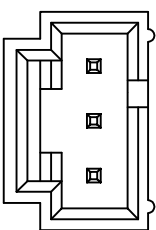


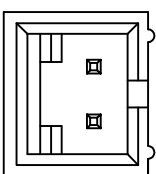
ROHS



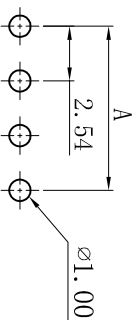
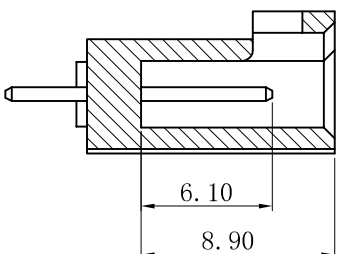
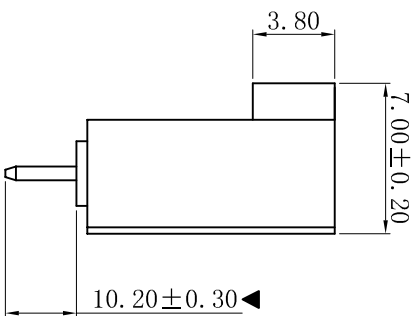
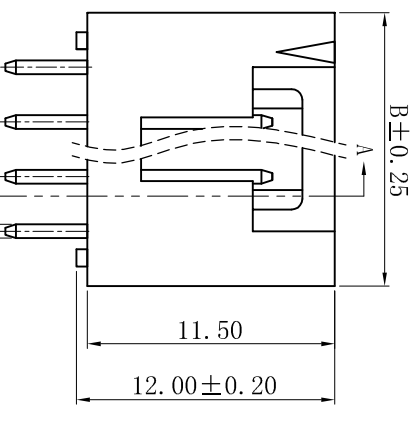
4 Poles



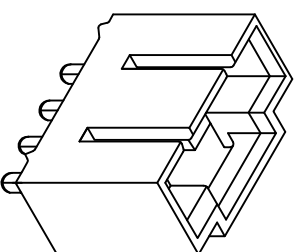
3 Poles



2 Poles



P.C.B LAYOUT



Poles	Dimension (mm)	
	A	B
02	2.54	7.62
03	5.08	10.16
04	7.62	12.70
05	10.16	15.24
06	12.70	17.78
07	15.24	20.32
08	17.78	22.86
09	20.32	25.40
10	22.86	27.94
11	25.40	30.48
12	27.94	33.02
13	30.48	35.56
14	33.02	38.10
15	35.56	40.64
16	38.10	43.18
17	40.64	45.72
18	43.18	48.26
19	45.72	50.80
20	48.26	53.34

■ SPECIFICATIONS

- Voltage rating: 250V AC, DC
- Current rating: 5A, AC, DC
- Withstanding Voltage: 1500V AC/minute
- Insulation resistance: 1000MΩ min
- Temperature range: -25° C~+85° C
- Contact resistance: 20mΩ max

■ WAFER

- Part No. : W2545V-NP-WL10.2
- Poles : 02-20P
- Housing Material: PA66 15%GF UL94V-0 Black
- Pin Material: Brass
- Contact Area Plating: Gold-Flash
- The Dimension Marked “▼” Must Be Recorded

XYDZ® 东莞市祥运连接器有限公司
Dongguan XiangYun Connectors CO., Ltd

一般公差 GENERAL TOLERANCE:	0±0.30 .0±0.25 .00±0.20 .000±0.05
绘图/DR	陈雄军
审核/CHECK	陈雄军
批准/APPRO	胡 进
日期/DATE	2020-03-03

更新图面	2019-06-03	陈雄军
修打版本	2015-11-04	陈雄军
变更图宽格式内容	2013-12-27	陈雄军
新版本	2011-05-24	陈雄军
说明		承认

版次 REV.	1	2	3	4	5	6	7	8	9	10
DESCRIPTION										

G

G

H

H

F

F

E

E

D

D

C

C

B

B

A

A