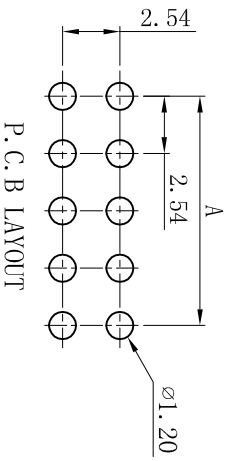
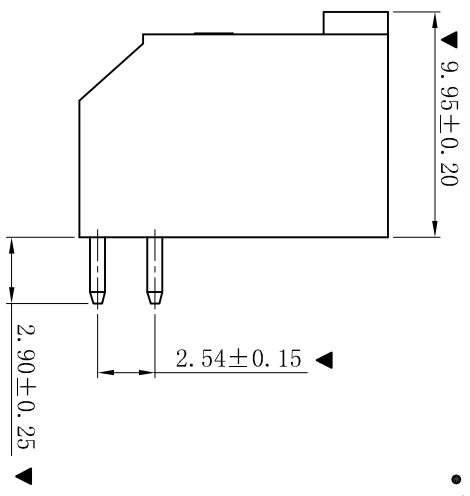
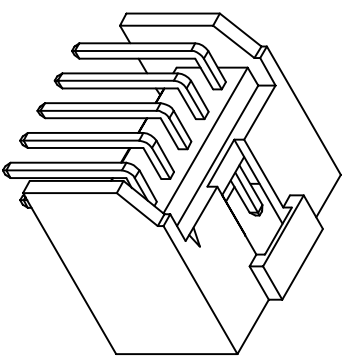
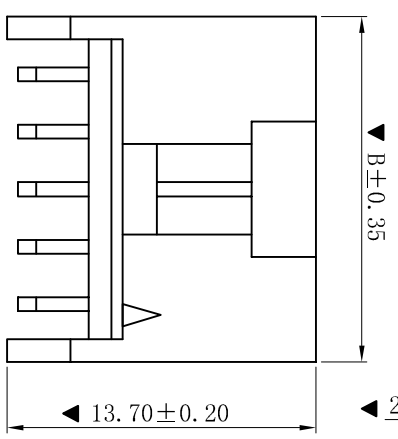
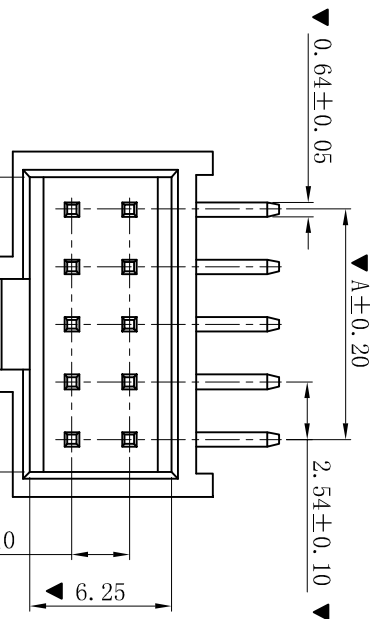


ROHS



P. C. B LAYOUT

■ SPECIFICATIONS

- Voltage rating: 250V AC, DC
- Current rating: 3A, AC, DC
- Withstanding Voltage: 1500V AC/minute
- Insulation resistance: 1000MΩ min
- Temperature range: -25° C~+85° C
- Contact resistance: 20mΩ max

■ WAFER

- Part No. : W2549R-2xNP
- Poles : 06-40P
- Housing Material : PBT UL94V-0
- Pin Material : Brass
- Contact Area Plating : Tin-Plated
- The Dimension Marked “▼” Must Be Recorded

Poles	Dimension(mm)		
	A	B	C
2x03	5.08	10.12	8.12
2x04	7.62	12.66	10.66
2x05	10.16	15.20	13.20
2x06	12.70	17.74	15.74
2x07	15.24	20.28	18.28
2x08	17.78	22.82	20.82
2x09	20.32	25.36	23.36
2x10	22.86	27.90	25.90
2x11	25.40	30.44	28.44
2x12	27.94	32.98	30.98
2x13	30.48	35.52	33.52
2x14	33.02	38.06	36.06
2x15	35.56	40.60	38.60
2x16	38.10	43.14	41.15
2x17	40.64	45.68	43.68
2x18	43.18	48.22	46.22
2x19	45.72	50.76	48.76
2x20	48.26	53.30	51.30

G

XYDZ® 东莞市祥运连接器有限公司
Dongguan XiangYun Connector's CO., Ltd

一般公差 GENERAL TOLERANCE:	0±0.30 .0±0.25 .00±0.20 .000±0.05
ANGLE: ±1°	

PRO Dwg

绘图/DR	陈雄军
审核/CHECK	陈雄军
批准/APPRO	胡进

日期/DATE
 2019-06-03 |

投影法 Projection	第一角
单位 Unit	MM
比例/Scale	1:1
大小/SIZE	A4
页码/SHEET	1/1
版本/Rev	D

品名
(PART NAME)
2.54mm 90° Wafer
Connector Series

料号
(PART NO)
W2549R-2xNP

状态码
C

更新图面

2019-06-03

陈雄军

修订版本

2015-11-04

陈雄军

变更图宽格式内容

2013-12-27

陈雄军

新版本

2011-05-24

陈雄军

说明

DESCRPTION

日期 DATE

承认 APPRO.

D

C

B

A

版次 RRV.

1

2

3

4

5

6

7

8

9

10

1

2

3

4

5

6

7

8

9

10

A

B

C

D

E

F

G

H