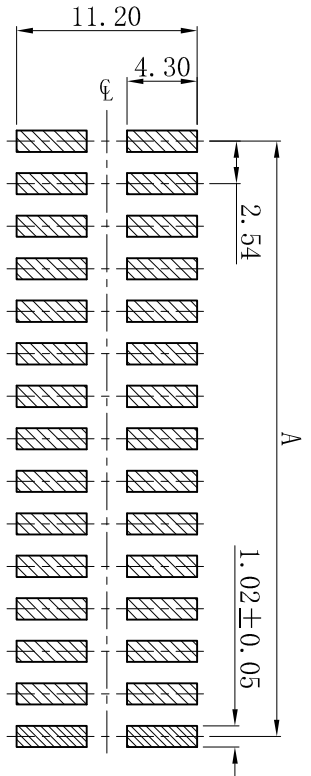
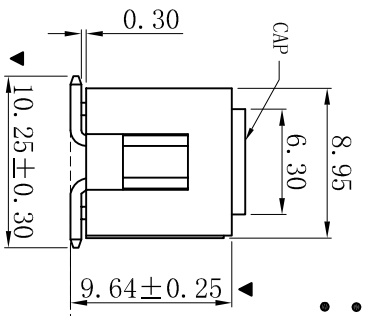
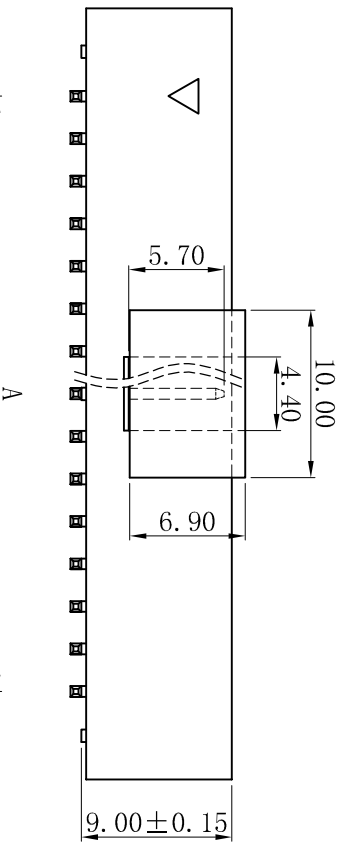
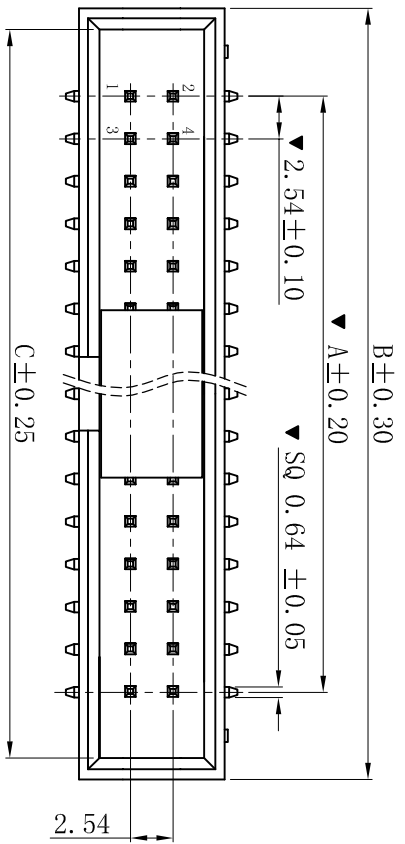
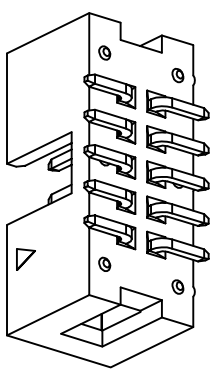


RoHS



P.C.B LAYOUT: TOP VIEW
TOLERANCE: ±0.05mm



Poles	Dimension (mm)		
	A	B	C
2x03	5.08	15.24	12.94
2x04	7.62	17.78	15.48
2x05	10.16	20.32	18.02
2x06	12.70	22.86	20.56
2x07	15.24	25.40	23.10
2x08	17.78	27.94	25.64
2x09	20.32	30.48	28.18
2x10	22.86	33.02	30.72
2x11	25.40	35.56	33.26
2x12	27.94	38.10	35.80
2x13	30.48	40.64	38.34
2x15	35.56	45.72	43.42
2x16	38.10	48.26	45.96
2x17	40.64	50.80	48.50
2x20	48.26	58.42	56.12
2x22	53.34	63.50	61.20
2x25	60.96	71.12	68.82
2x30	73.66	83.82	81.52
2x32	78.74	88.90	86.60

■ SPECIFICATIONS

- Voltage rating: 250V AC, DC
- Current rating: 3A, AC, DC
- Withstanding Voltage: 1000V AC/minute
- Insulation resistance: 1000MΩ min
- Temperature range: -40° C~+105° C
- Contact resistance: 20mΩ max
- WAFER
- Part No.: WJL2544SV-2xNP-6TBK
- Poles : 06-64P
- Housing Material: PA6T+30%G.F UL94V-0 Black
- Pin Material: Brass
- Contact Area Plating: Gold-Flash
- The Dimension Marked “▼” Must Be Recorded

XYDZ® 东莞市祥运连接器有限公司
Dongguan XiangYun Connector's CO., Ltd

一般公差 GENERAL TOLERANCE:		0±0.30 .00±0.25 .000±0.05	投影法 Projection		品名 (PART NAME)	2.54mm Box Header SMT 180° Connector Series	料号 (PART NO)	WJL2544SV-2xNP-6TBK	状态码 C
ANGLE: ±1°			单位 Unit	MM					
绘图/DR		PPZ Data	审核/CHECK	陈雄军					
批准/APPRO		胡进	日期/DATE	2019-06-03					
承认 APPRO.		PPZ Data	日期 DATE:	2019-04-16					
说明 DESCRIPTION		新版本							
版本 REV.		A							