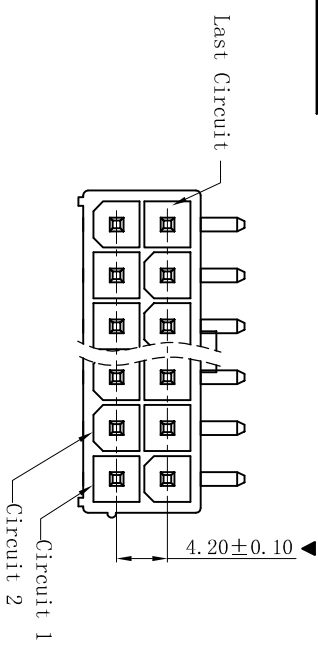


# RoHS


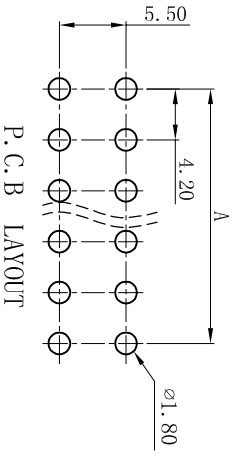
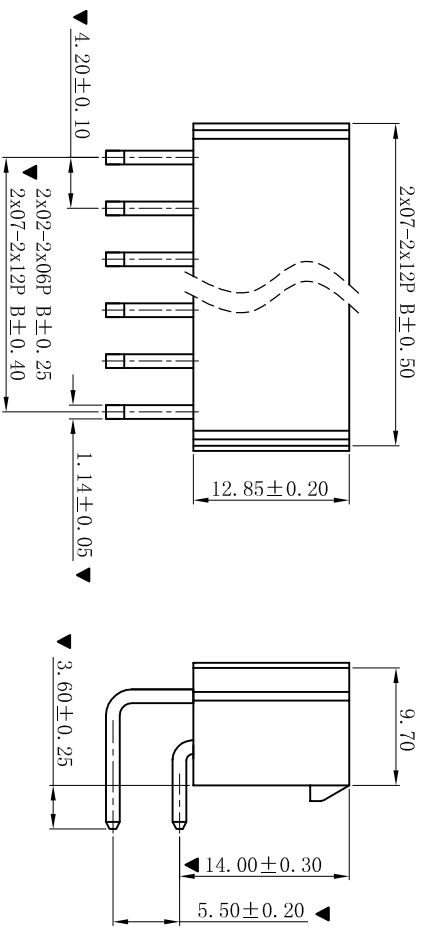
## W4202R-2xNP-XX-FZ



HSG Material/Color  
 None:PA66-V2 Natural  
 BK:PA66-V2 Black  
 VO:PA66-V0 Natural  
 V0BK:PA66-V0 Black  
 LP:LCP-V0 Natural  
 LPBK:LCP-V0 Black  
 9T:PA9T-V0 Natural  
 9TBR:PA9T-V0 Black

Contact Finish  
 None: Tin-Plated  
 SW: Matte Tin-Plated  
 G: Gold-Flash  
 G3: 3μ" Gold  
 G10: 10μ" Gold  
 G15: 15μ" Gold

- ### SPECIFICATIONS
- Voltage rating: 600V AC, DC
  - Current rating: 7A, AC, DC
  - Withstanding Voltage: 1500V AC/minute
  - Insulation resistance: 1000MΩ min
  - Temperature range: -25° C +85° C
  - Contact resistance: 20mΩ max
- WAFER
- Part No. : W4202R-2xNP-XX-FZ
  - Poles : 02-24P
  - Housing Material: PA66 UL94V-2 or UL94V-0
  - Pin Material: Brass
  - Contact Area Plating: Tin-Plated or Gold-Flash
  - Mates With: H4201 dual row receptacle
  - The Dimension Marked "▼" Must Be Recorded
  - PIN L=1.14x16.5x26.1



Poles	Dimensions (mm)	
	A	B
2x01	---	5.60
2x02	4.20	9.80
2x03	8.40	14.00
2x04	12.60	18.20
2x05	16.80	22.40
2x06	21.00	26.60
2x07	25.20	30.80
2x08	29.40	35.00
2x09	33.60	39.20
2x10	37.80	43.40
2x11	42.00	47.60
2x12	46.20	51.80

### CIRCUIT SIZE LAYOUT

**XYDZ® 东莞市祥运连接器有限公司**  
 Dongguan XiangYun Connectors Co., Ltd

### 更新图面

### 修订版本

### 变更图宽格式内容

### 新版本

### 说明

### DESCRIPTION

一般公差 GENERAL TOLERANCE:	0±0.30 .00±0.25 .000±0.05
角度/DR ANGLE: ±1°	陈雄军
绘图/DR	陈雄军
审核/CHKC	陈雄军
批准/APPRO	胡进
日期/DATE	2019-07-03

投影法 Projection	品名 (PART NAME)	料号 (PART NO)	W4202R-2xNP-XX-FZ	状态码 C
单位 Unit	Mollex 4.20mm 90° 反折弯 Wafer Connector Series			
比例/Scale	1:1			
大小/SIZE	A4			
页码/SHEET	1/1			
版本/Rev	D			

D	更新图面	2019-06-03	陈雄军
C	修订版本	2015-11-04	陈雄军
B	变更图宽格式内容	2013-12-27	陈雄军
A	新版本	2011-05-24	陈雄军
H	说明	日期	承认
1	DESCRIPTION	DATE	APPRO.

1 2 3 4 5 6 7 8 9 10