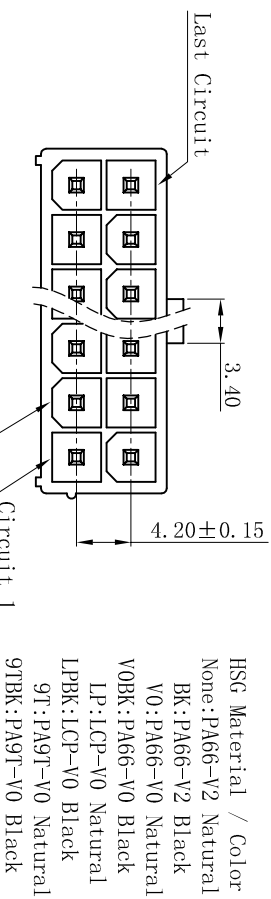


RoHS


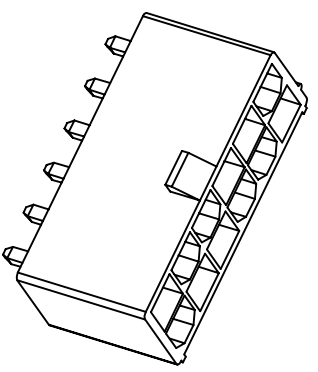
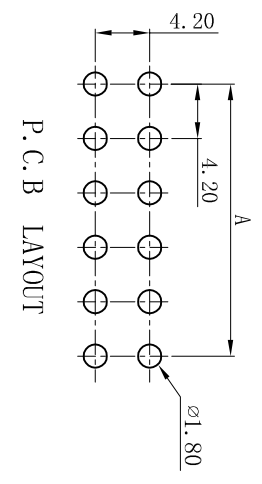
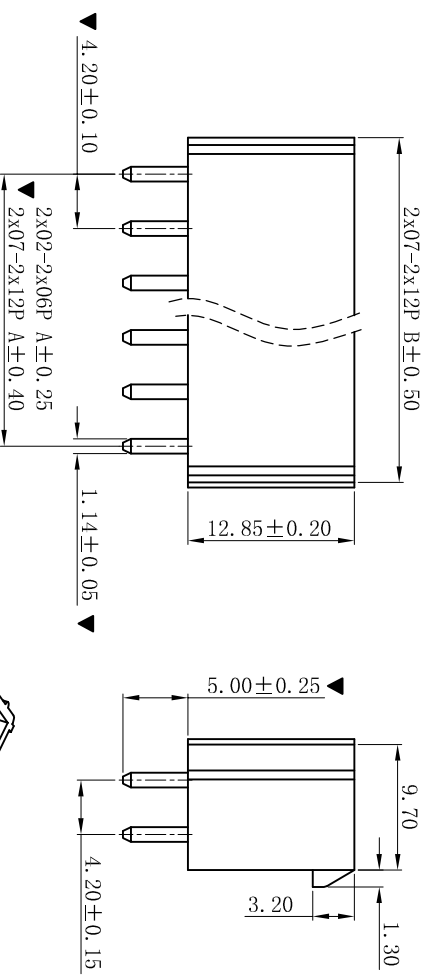
W4202V-2xNP-X X-WL5.0



HSG Material / Color
 None: PA66-V2 Natural
 BK: PA66-V2 Black
 V0: PA66-V0 Natural
 V0BK: PA66-V0 Black
 LP: LCP-V0 Natural
 LPBK: LCP-V0 Black
 9T: PA9T-V0 Natural
 9TBK: PA9T-V0 Black

Contact Finish
 None: Tin-Plated
 SW: Matte Tin-Plated
 G: Gold-Flash
 G3: 3u" Gold
 G10: 10u" Gold
 G15: 15u" Gold

- SPECIFICATIONS**
- Voltage rating: 600V AC, DC
 - Current rating: 7A, AC, DC
 - Withstanding Voltage: 1500V AC/minute
 - Insulation resistance: 1000MΩ min
 - Temperature range: -25° C~+85° C
 - Contact resistance: 20mΩ max
- WAFER**
- Part No.: W4202V-2xNP-XX-WL5.0
 - Poles : 02-24P
 - Housing Material: PA66 UL94V-2 or UL94V-0
 - Pin Material: Brass
 - Contact Area Plating: Tin-Plated or Gold-Flash
 - PIN L=1, 14x14, 10
 - The Dimension Marked "▼" Must Be Recorded



PART NO.	Dimensions (mm)	
	A	B
2x01	--	5.60
2x02	4.20	9.80
2x03	8.40	14.00
2x04	12.60	18.20
2x05	16.80	22.40
2x06	21.00	26.60
2x07	25.20	30.80
2x08	29.40	35.00
2x09	33.60	39.20
2x10	37.80	43.40
2x11	42.00	47.60
2x12	46.20	51.80

CIRCUIT SIZE LAYOUT

XYDZ® 东莞市祥运连接器有限公司
 Dongguan XiangYun Connector's CO., Ltd

一般公差 GENERAL TOLERANCE:	0±0.30 -0.0±0.25 .000±0.05
角度: ±1°	ANGLE: ±1°

Connectors

Molex 4.20mm 180° Wafer Connector Series

D	更新图面	2019-07-03	陈雄军
C	修订版本	2015-11-04	陈雄军
B	变更图宽格式内容	2013-12-27	陈雄军
A	新版本	2011-05-24	陈雄军
版次	说明	日期	承认
REV.	DESCRIPTION	DATE	APPRO.

绘图/DR	陈雄军
审核/CHECK	陈雄军
核准/APPRO	胡进
日期/DATE	2019-07-03

投影法 Projection	MM	品名 (PART NAME)	Molex 4.20mm 180° Wafer
单位 Unit	MM	料号 (PART NO)	W4202V-2xNP-XX-WL5.0
比例/Scale	1:1	状态码	C
大小/Size	A4		
页码/SHEET	1/1		
版本/Rev	D		