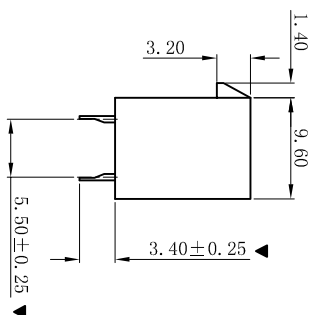
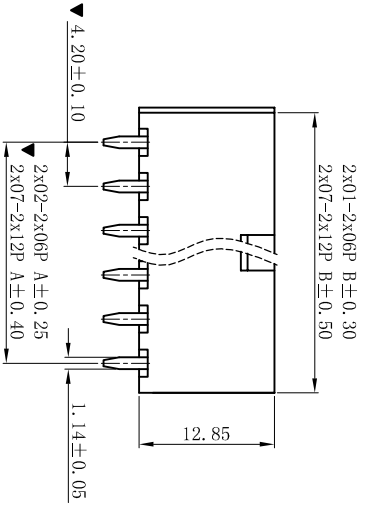
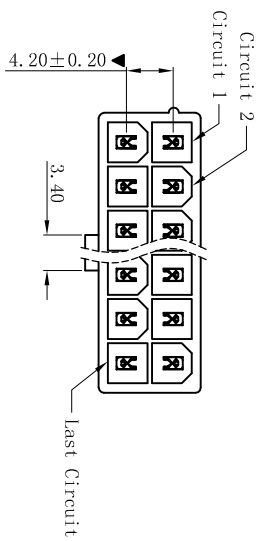


# RoHS


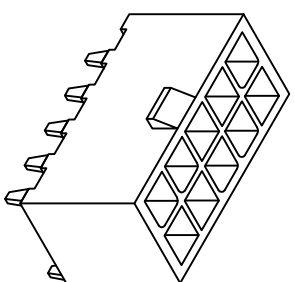
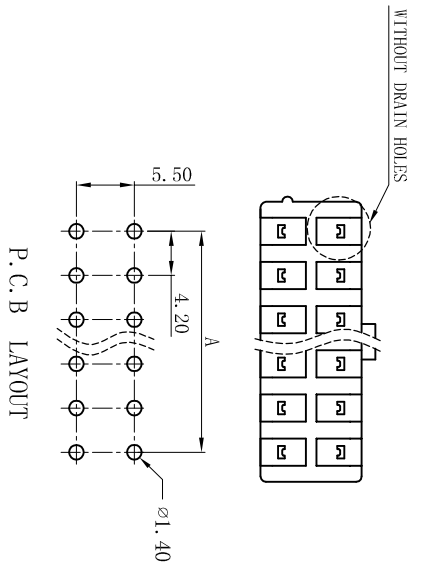


W4202VTF-2xNP-X X X X

HSG: Material/Color  
None: Natural  
BK: PA66-V2 Black  
V0: PA66-V0 Natural  
V0BK: PA66-V0 Black  
LP: LCP-V0 Natural  
LPBK: LCP-V0 Black  
9T: PA9T-V0 Natural  
9TBK: PA9T-V0 Black  
46: PA46-V0 Natural  
46BK: PA46-V0 Black  
6T: PA6T-V0 Natural  
6TBK: PA6T-V0 Black

CONTACT FINISH  
None: Tin-Plated  
Tin Thickness=100u"  
Nickel Thickness=50u"  
SP: Matte Tin-Plated  
G: Gold-Flash  
G3: 3u" Gold  
G10: 10u" Gold  
G15: 15u" Gold  
G30: 30u" Gold

COLOUR:  
None: Natural  
B: 蓝色  
G: 绿色  
GN: 绿色  
BK: 黑色  
WE: 白色



PART NO.	Dimensions (mm)	
	A	B
2x01	--	5.60
2x02	4.20	9.80
2x03	8.40	14.00
2x04	12.60	18.20
2x05	16.80	22.40
2x06	21.00	26.60
2x07	25.20	30.80
2x08	29.40	35.00
2x09	33.60	39.20
2x10	37.80	43.40
2x11	42.00	47.60
2x12	46.20	51.80

### CIRCUIT SIZE LAYOUT

- SPECIFICATIONS
- Voltage rating: 600V AC, DC
- Current rating: 7A, AC, DC
- Withstanding Voltage: 1500V AC/minute
- Insulation resistance: 1000MΩ min
- Temperature range: -25° C~+85° C
- Contact resistance: 20mΩ max
- WAFER
- Part No.: W4202VTF-2xNP-XXX
- Poles: 02-24P
- Housing Material: PA66 UL94V-2 or UL94V-0
- Pin Material: Brass
- Contact Area Plating: Tin-Plated or Gold-Flash
- Mates With: H4201 dual row receptacle
- The Dimension Marked "▲" Must Be Recorded

**XYDZ® 东莞市祥运连接器有限公司**  
Dongguan XiangYun Connectors CO., Ltd

一般公差 GENERAL TOLERANCE:	0±0.30 -0±0.25 .00±0.20 .000±0.05
角度: ±1°	
绘图/DR	陈雄军
审核/CHECK	陈雄军
批准/APPRO	胡进
日期/DATE	2019-07-03

投影法 Projection	第一角	品名 (PART NAME)	Molex 4.20mm 180° 空芯封孔
单位 Unit	MM		Wafer Connector Series
比例/Scale	1:1	料号 (PART NO)	W4202VTF-2xNP-XXX
大小/Size	A4	状态码	C
页码/SHEET	1/1		
版本/Rev	D		

更新图面	2019-07-03	陈雄军	更新图面
修订版本	2015-11-04	陈雄军	修订版本
变更图宽格式内容	2013-12-27	陈雄军	变更图宽格式内容
新版本	2011-05-24	陈雄军	新版本
说明 DESCRIPTION		承认 APPRO.	说明 DESCRIPTION
版次 REV.	1		版次 REV.