

ROHS

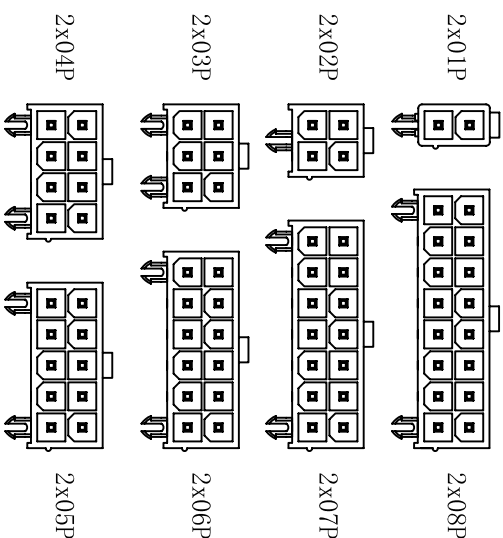
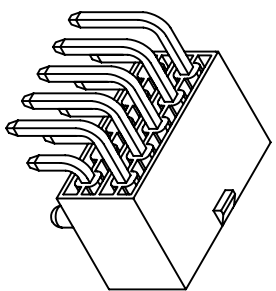
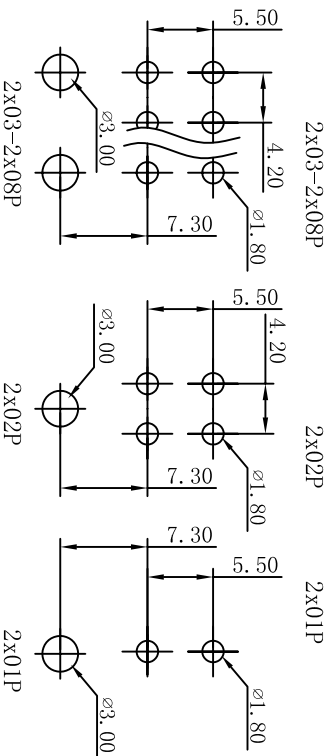
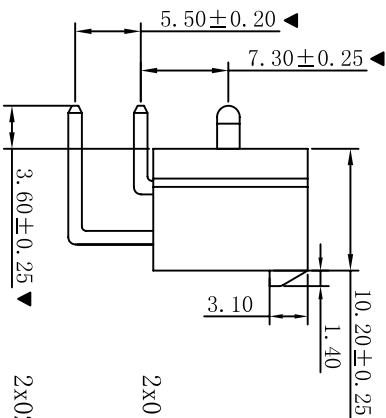
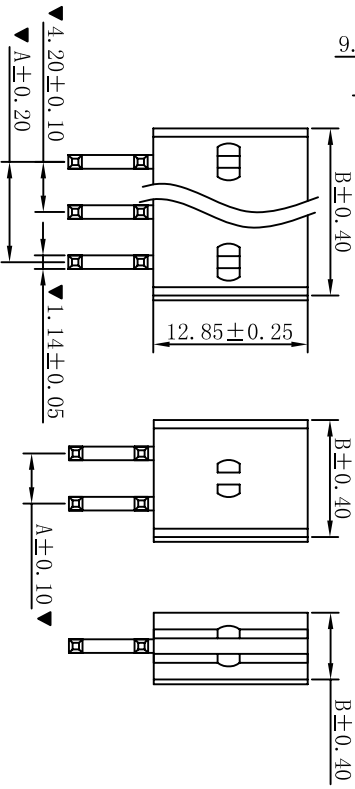
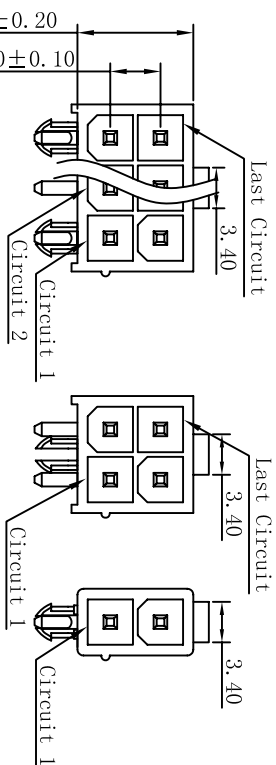
W4202RD-2xNP-XX XX

INSTULATOR / COLOR
 None:Pa66-V2 Natural
 BK:Pa66-V2 Black
 V0:Pa66-V0 Natural
 V0BK:Pa66-V0 Black
 LP:LCP-V0 Natural
 LPBK:LCP-V0 Black
 9T:PA9T-V0 Natural
 9TBK:PA9T-V0 Black

CONTACT FINISH
 None: Tin-plated
 SW: Tin Plating Fog
 G: Gold-Flash
 G3: 3u" Gold
 G10: 10u" Gold
 G15: 15u" Gold

■ SPECIFICATIONS

- Voltage rating: 600V AC, DC
 - Current rating: 7A, AC, DC
 - Withstanding Voltage: 1500V AC/minute
 - Insulation resistance: 1000MΩ min
 - Temperature range: -25° C~+85° C
 - Contact resistance: 20mΩ max
- WAFER
- Part No.: W4202RD-2xNP-XXXX
 - Poles : 02-16P
 - Housing Material: Nylon66 UL94V-2 or UL94V-0
 - Pin Material: Brass
 - Contact Area Plating: Tin-Plated or Gold-Flash
 - Mates With: H4201 dual row receptacle
 - The Dimension Marked "▲" Must Be Recorded



CIRCUIT SIZE LAYOUT

PART NO.	Dimensions (mm)	
	A	B
2x01	--	5.60
2x02	4.20	9.80
2x03	8.40	14.00
2x04	12.60	18.20
2x05	16.80	22.40
2x06	21.00	26.60
2x07	25.20	30.80
2x08	29.40	35.00

P.C.B LAYOUT

修订版本		2015-11-04	陈雄军
变更图宽格式内容		2013-12-27	陈雄军
新版本		2011-05-24	陈雄军
说明		日期	APPRO.
DESCRIPTION		DATE	APPRO.

一般公差	0±0.30
GENERAL TOLERANCE:	.00±0.25
	.000±0.05
	ANGLE: ±1°

绘图/DR	陈雄军
审核/CHECK	胡进
核准/APPRO	MR. Feng
日期/DATE	2015-11-04

XYDZ® 东莞市祥运连接器有限公司
 Dongguan XiangYun Connectors CO., Ltd

投影法	MM	品名	MX4, 20mm 90° Wafer
单位	MM	(PART NAME)	Connector Series
比例/Scale	1:1	料号	W4202RD-2xNP-XXXX
大小/SIZE	A4	(PART NO)	
页码/SHEET	1/1		
版本/Rev	C		