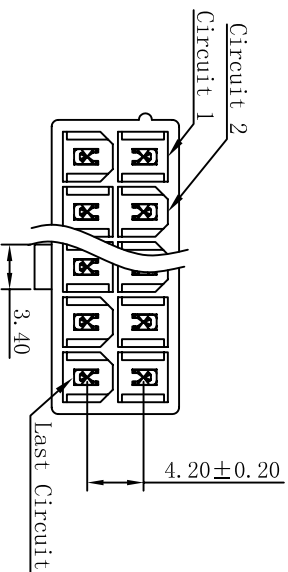


# RoHS


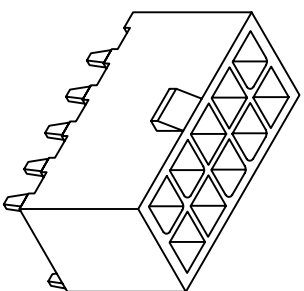
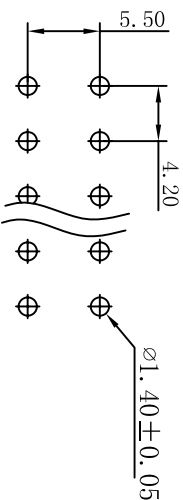
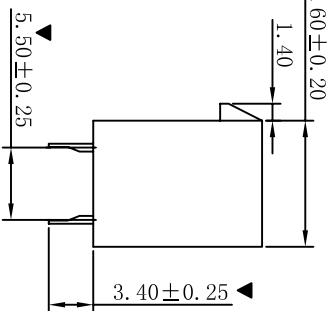
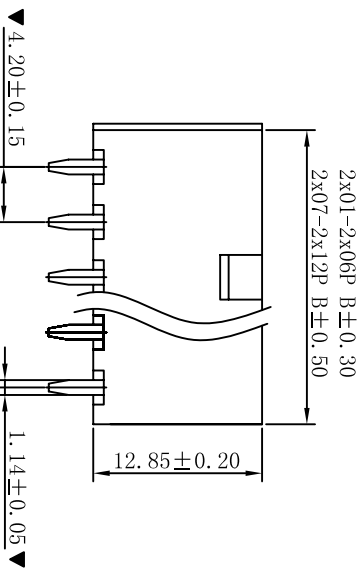


W4202VT-2xNP-XX XX

INSULATOR / COLOR  
 None:PA66-V2 Natural  
 BK:PA66-V2 Black  
 V0:PA66-V0 Natural  
 V0BK:PA66-V0 Black  
 LP:ICP-V0 Natural  
 LPBK:ICP-V0 Black  
 9T:PA9T-V0 Natural  
 9T BK:PA9T-V0 Black

CONTACT FINISH  
 None:tin-plated  
 Tin Thickness=100u"  
 Nickel Thickness=50u"  
 SW:tin Plating Fog  
 G:Gold-Flash  
 G3:3u" Gold  
 G10:10u" Gold  
 G15:15u" Gold

- SPECIFICATIONS
- Voltage rating: 600V AC, DC
  - Current rating: 7A, AC, DC
  - Withstanding Voltage: 1500V AC/minute
  - Insulation resistance:1000MΩ min
  - Temperature range: -25° C~+85° C
  - Contact resistance: 20mΩ max
- WAFER
- Part No.: W4202VT-2xNP-XXXX
  - Poles : 02-24P
  - Housing Material: Nylon66 UL94V-2 or UL94V-0
  - Pin Material: Brass
  - Contact Area Plating: Tin-Plated or Gold-Flash
  - Mates With: H4201 dual row receptacle
  - The Dimension Marked "▲" Must Be Recorded



PART NO.	Dimensions (mm)	
	A	B
2x01	--	5.60
2x02	4.20	9.80
2x03	8.40	14.00
2x04	12.60	18.20
2x05	16.80	22.40
2x06	21.00	26.60
2x07	25.20	30.80
2x08	29.40	35.00
2x09	33.60	39.20
2x10	37.80	43.40
2x11	42.00	47.60
2x12	46.20	51.80

## P.C.B LAYOUT

## CIRCUIT SIZE LAYOUT

修订版本		2015-11-04	陈雄军
变更图宽格式内容		2013-12-27	陈雄军
新版本		2011-05-24	陈雄军
说明		日期	承认
DESCRIPTION		DATE	APPRO.

一般公差	0±0.30
GENERAL TOLERANCE:	.00±0.25
	.000±0.05
ANGLE:	±1°

**XYDZ® 东莞市祥运连接器有限公司**  
 Dongguan XiangYun Connectors CO., Ltd

投影法	第一角	品名	MX4, 20mm 180° Wafer
单位	MM	(PART NAME)	Connector Series
比例/Scale	1:1	料号	W4202VT-2xNP-XXXX
大小/SIZE	A4	(PART NO)	
页码/SHEET	1/1		
版本/Rev	C		