RoHS

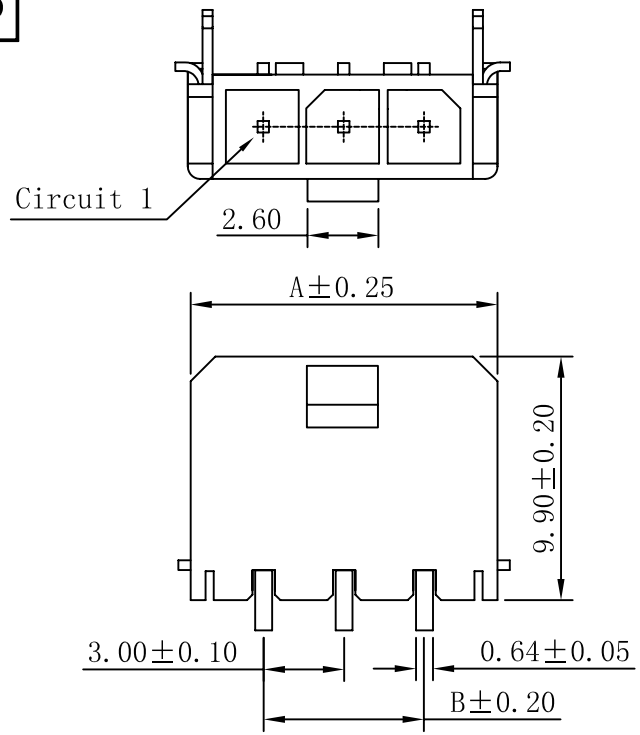

P.C.B. LAYOUT

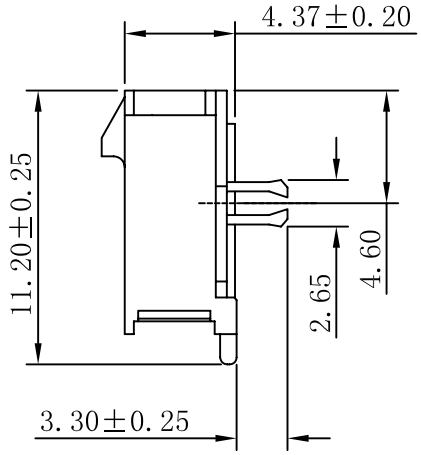

■ SPECIFICATIONS

- Voltage rating: 250V AC, DC
- Current rating: 5A, AC, DC
- Withstanding Voltage: 1500V AC/minute
- Insulation resistance:1000MΩ min
- Temperature range: -25° C~+85° C
- Contact resistance: 20mΩ max

■ WAFER

- Part No.: W3045SRD-NP
- Poles : 02-12P
- Housing Material: LCP UL94V-0 Black
- Ter Material: Brass
- Solder Tabs Material: Brass
- Contact Area Plating: Tin-Plated
- The Dimension Marked "▼" Must Be Recorded

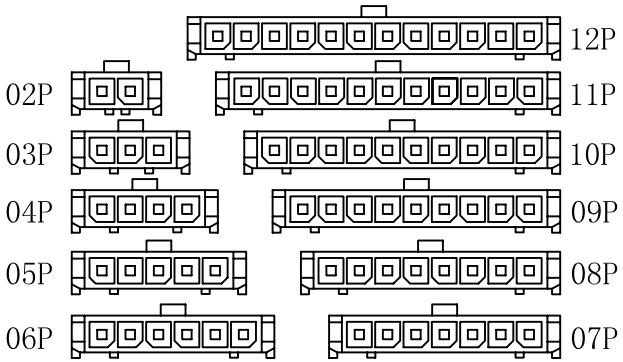

CIRCUIT SIZE LAYOUT

Part No	Dimensions(mm)		
	A	B	C
02	9.65	3.00	7.30
03	12.65	6.00	10.30
04	15.65	9.00	13.30
05	18.65	12.00	16.30
06	21.65	15.00	19.30
07	24.65	18.00	22.30
08	27.65	21.00	25.30
09	30.65	24.00	28.30
10	33.65	27.00	31.30
11	36.65	30.00	34.30
12	39.65	33.00	37.30

版次 REV.	说明 DESCRIPTION	日期 DATE.	承认 APPRO.
C	修订版本	2015-11-04	陈雄军
B	变更图宽格式内容	2013-12-27	陈雄军
A	新版本	2011-05-24	陈雄军

一般公差 GENERAL TOLERANCE:	0±0.30 .0±0.25 .00±0.20 .000±0.05 ANGLE. ±1°
绘图/DR	陈雄军
审核/CHECK	胡进
核准/APPRO	MR.feng
日期/DATE	2015-11-04

XYDZ® 东莞市祥运连接器有限公司
Connectors DongGuan XiangYun Connectors CO.,Ltd

投影法 Projection		品 名 (PART NEME)	MX3.0mm SMT 90° 鱼叉式 Wafer Connector Series
单位 Unit	MM		
比例/Scale	1:1		
大小/SIZE	A4	料 号 (PART NO)	W3045SRD-NP
页码/SHEET	1/1		
版本/Rev	C		