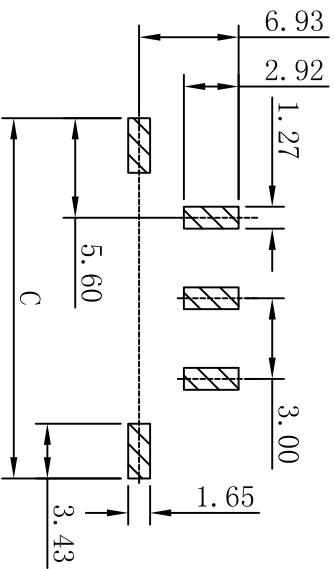
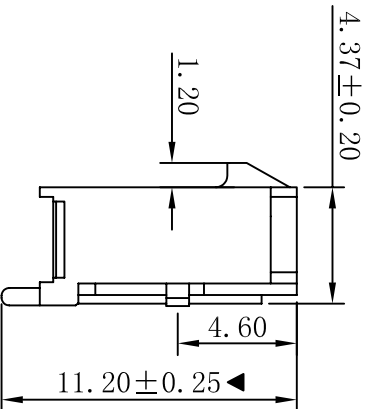
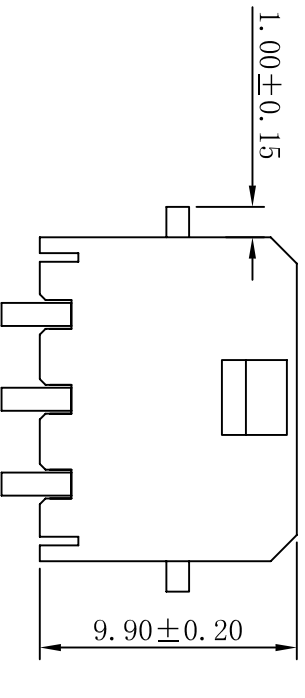
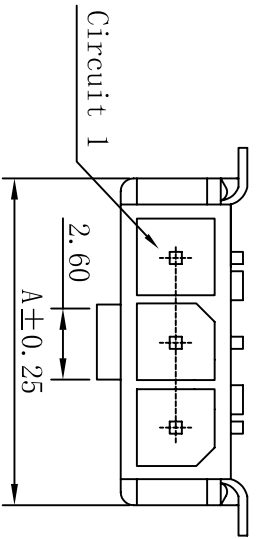



RoHS




P. C. B. LAYOUT



CIRCUIT SIZE LAYOUT

- SPECIFICATIONS**
- Voltage rating: 250V AC, DC
  - Current rating: 5A, AC, DC
  - Withstanding Voltage: 1500V AC/minute
  - Insulation resistance: 1000MΩ min
  - Temperature range: -25°C ~ +85°C
  - Contact resistance: 20mΩ max
- WAFER**
- Part No.: W3045SR-NP
  - Poles : 02-12P
  - Housing Material: LCP UL94V-0 Black
  - Ter Material: Brass
  - Solder Tabs Material: Brass
  - Contact Area Plating: Tin-Plated
  - The Dimension Marked "▲" Must Be Recorded



Part No	Dimensions (mm)		
	A	B	C
02	9.65	3.00	14.20
03	12.65	6.00	17.20
04	15.65	9.00	20.20
05	18.65	12.00	23.20
06	21.65	15.00	26.20
07	24.65	18.00	29.20
08	27.65	21.00	32.20
09	30.65	24.00	35.20
10	33.65	27.00	38.20
11	36.65	30.00	41.20
12	39.65	33.00	44.20

**XYDZ® 东莞市祥运连接器有限公司**  
Dongguan XiangYun Connectors CO., Ltd

一般公差  
GENERAL TOLERANCE:  
0±0.30  
.00±0.25  
.000±0.05  
ANGLE: ±1°

投影法  
Projection



单位 Unit  
MM

比例/Scale  
1:1

页码/SHEET  
1/1

版本/Rev  
C

品名  
(PART NAME)  
MX3.0mm SMT 90° 焊片式 Wafer  
Connector Series

料号  
(PART NO)  
W3045SR-NP

修订版本 Change Diagram Format Content	2015-11-04	陈雄军	承认
新版本 New Version	2013-12-27	陈雄军	承认
说明 DESCRIPTION	2011-05-24	陈雄军	承认

版次 REV.	1	2	3	4	5	6	7	8	9	10
------------	---	---	---	---	---	---	---	---	---	----