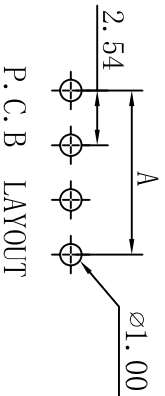
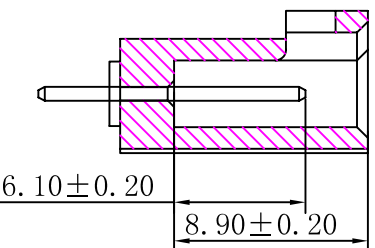
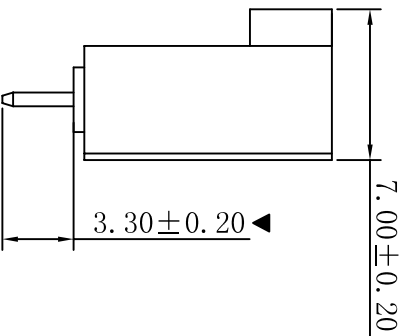
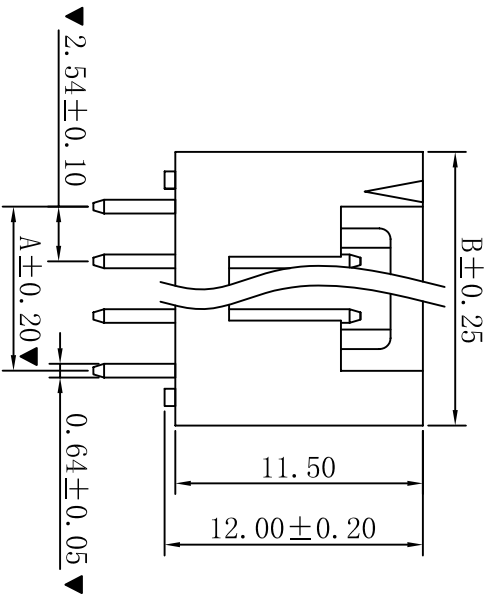

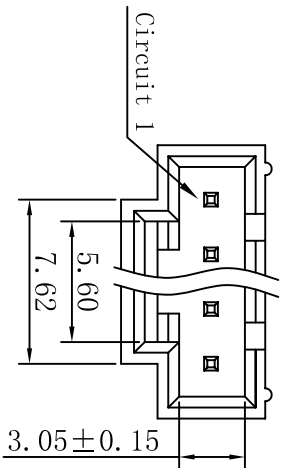
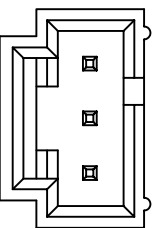


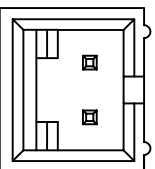
ROHS



3 CIRCUIT



2 CIRCUIT



- SPECIFICATIONS
- Voltage rating: 250V AC, DC
  - Current rating: 5A, AC, DC
  - Withstanding Voltage: 1500V AC/minute
  - Insulation resistance: 1000M $\Omega$  min
  - Temperature range: -25 $^{\circ}$ C~+85 $^{\circ}$ C
  - Contact resistance: 20m $\Omega$  max
- WAFER
- Part No. : W2545V-NP
  - Poles : 02-20P
  - Housing Material: Nylon66 15%GF UL94V-0 Black
  - Pin Material: Brass
  - Contact Area Plating: Gold-Flash
  - The Dimension Marked "▼" Must Be Recorded

Part No.	Dimension (mm)	
	A	B
02	2.54	7.62
03	5.08	10.16
04	7.62	12.70
05	10.16	15.24
06	12.70	17.78
07	15.24	20.32
08	17.78	22.86
09	20.32	25.40
10	22.86	27.94
11	25.40	30.48
12	27.94	33.02
13	30.48	35.56
14	33.02	38.10
15	35.56	40.64
16	38.10	43.18
17	40.64	45.72
18	43.18	48.26
19	45.72	50.80
20	48.26	53.34

**XYDZ® 东莞市祥运连接器有限公司**  
Dongguan XiangYun Connectors CO., Ltd

一般公差 GENERAL TOLERANCE:	0±0.30 .0±0.25 .00±0.20 .000±0.05
角度: ±1 $^{\circ}$	

绘图/DR 陈雄军

审核/CHECK 胡进

核准/APPRO MR. feng

日期/DATE 2015-11-04

投影法  
Projection

单位 Unit MM

比例/Scale 1:1

大小/SIZE A4

页码/SHEET 1/1

版本/rev C

品名 (PART NAME) MX2.54mm 180 $^{\circ}$  Wafer

料号 (PART NO) Connector Series

料号 (PART NO) W2545V-NP

修订版本	2015-11-04	陈雄军
变更图宽格式内容	2013-12-27	陈雄军
新版本	2011-05-24	陈雄军
说明	日期	承认
DESCRIPTION	DATE	APPRO.

版次	1
REV.	1

1	2	3	4	5	6	7	8	9	10
---	---	---	---	---	---	---	---	---	----